

Rules of Pinyin (拼音规则)

1. Tone Sandhi: 3rd tone + 3rd tone

- 3rd tone + 3rd tone → 2nd tone + 3rd tone
- Attention: When put in the written form, the original tone is kept.

∨	+	∨	→	/	+	∨
nǐ (你)		hǎo (好)		ní		hǎo
kě (可)		yǐ (以)		ké		yǐ
fǔ (辅)		dǎo (导)		fú		dǎo

Practice (练习)

xiǎojiě kǒuyǔ yǔfǎ

fǎyǔ tāohǎo liǎojiě

yǒuhǎo yǔsǎn shǒubiǎo

Rules of Pinyin (拼音规则)

2. Tone sandhi of “不 (bù) ”:

- “不” (bù) + 4th tone → (bú) + 4th tone
- “不” (bù) + 1st/2nd/3rd tone: keep the same

\	+	\	→	/	+	\
bù (不)		hùi (会)		bú		hùi
bù (不)		shì (是)		bú		shì
bù (不)		kàn (看)		bú		kàn

Practice (练习)

bùchī bùxíng

bùhǎo bùhē

bùnéng bùkě

búxiàng búyào

búqù búlèi

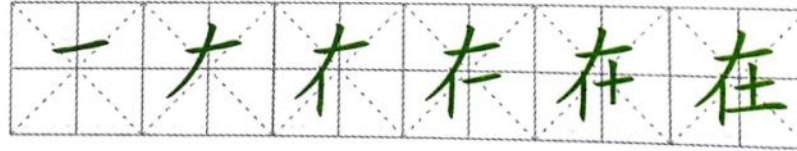
búdòng búwàng

Characters (汉字)

笔顺 Rule	例字 Example Characters	书写顺序 Stroke Order
先外后内 Outside before inside	四 sì four 国 guó country	<p>The image shows the stroke order for the characters '四' and '国'. For '四', the first stroke is a vertical line on the left, followed by three horizontal lines across the top, and a vertical line on the right. For '国', the first stroke is a vertical line on the left, followed by a horizontal line across the top, then a horizontal line across the middle, and finally a vertical line on the right.</p>
先中间后两边 Middle before sides	小 xiǎo small 水 shuǐ water	<p>The image shows the stroke order for the characters '小' and '水'. For '小', the first stroke is a vertical line on the left, followed by a dot in the middle, and another vertical line on the right. For '水', the first stroke is a vertical line on the left, followed by a dot in the middle, and then a horizontal line across the bottom.</p>

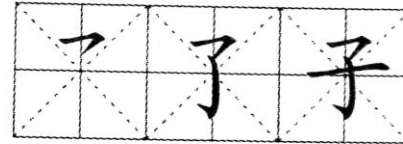
Single-Component Characters (独体字)

亻 → 𠂇 → 𠂇 → 在^{zài}



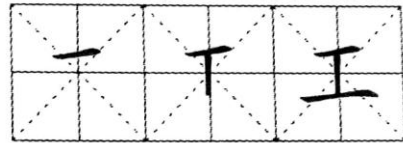
to live,
exist

𠂇 → 𠂇 → 𠂇 → 子^{zǐ}



children

𠂇 → 𠂇 → 𠂇 → 工^{gōng}



craftsman's
rulers